



# 強盛染整股份有限公司

CHYANG SHENG DYEING & FINISHING CO., LTD

## 2018 Investor Conference

2018.12.19.  
1463 (TWSE)

2018/12/19



# Safe Harbor Notice

- This presentation is prepared by CHYANG SHENG DYEING & FINISHING CO., LTD (the “Company”) and is solely for the purpose of corporate communication and general reference only. The presentation is not intended as an offer to sell, or to solicit an offer to buy or form any basis of investment decision for any class of securities of the Company in any jurisdiction. All such information should not be used or relied on without professional advice. The presentation is a brief summary in nature and does not purport to be a complete description of the Company, its business, its current or historical operating results or its future prospects.
- This presentation is provided without any warranty or representation of any kind, either expressed or implied. The Company specifically disclaims all responsibilities in respect of any use or reliance of any information, whether financial or otherwise, contained in this presentation. Neither this presentation nor any of its contents may be reproduced to a third party without the prior written consent of the Company.

# Agenda

- **Company Profile**
- **Industry Overview**
- **Main Products**
- **Financial Results**



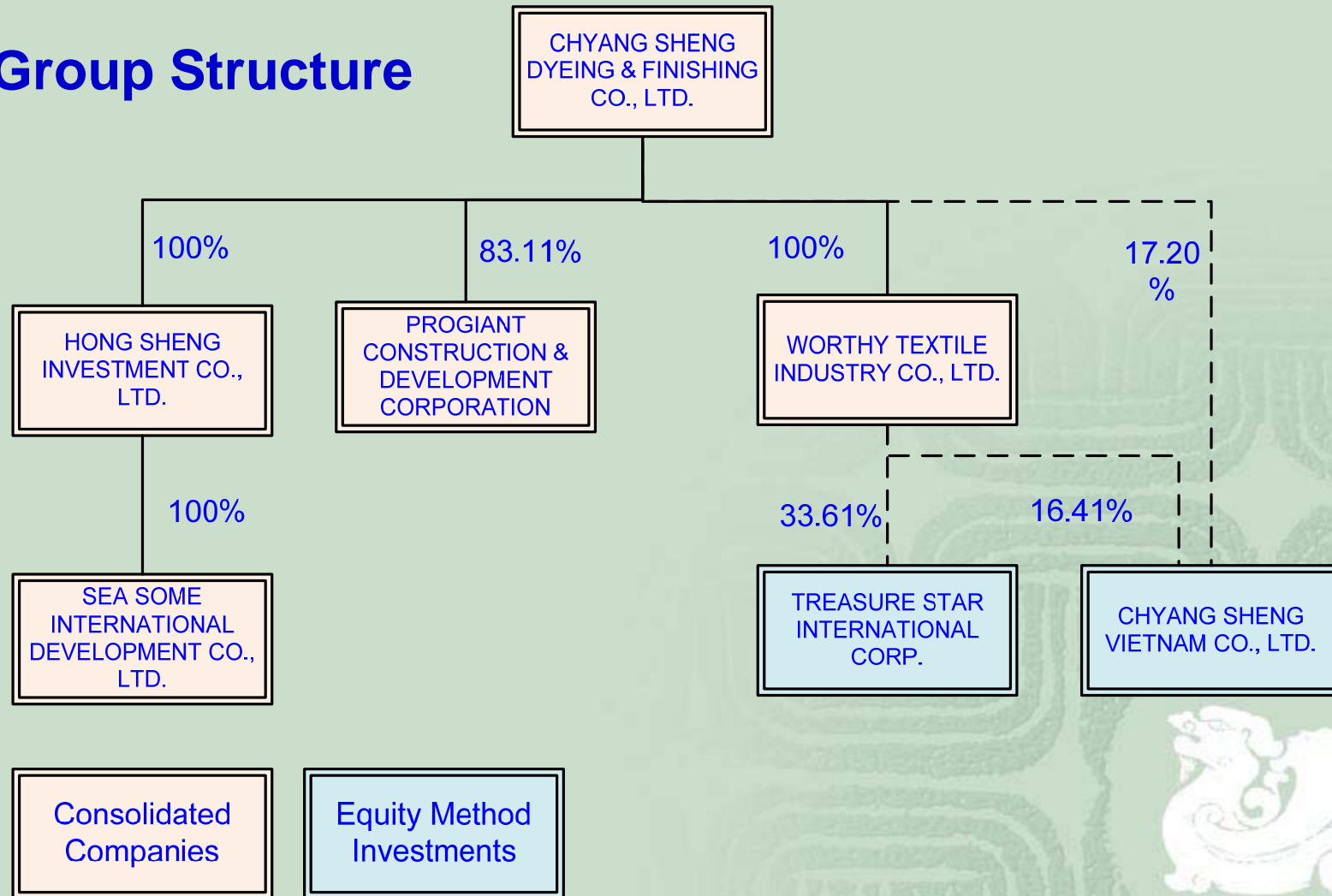
# Company Profile

- Company Name Chyang Sheng Dyeing & Finishing Co., Ltd
- Establishment 1983.10
- Capital NTD 1.73 billions
- Payroll 206
- Chairman Mr. Chen Jen Fa
- President Mr. LU FONG FU
- IPO Listed in TWSE , 1996 (1463.tw)
- Products Commission Dyeing & Finishing of full-range Woven Cellulosic & synthetic Fabrics
- 



# Company Profile

## ■ Group Structure



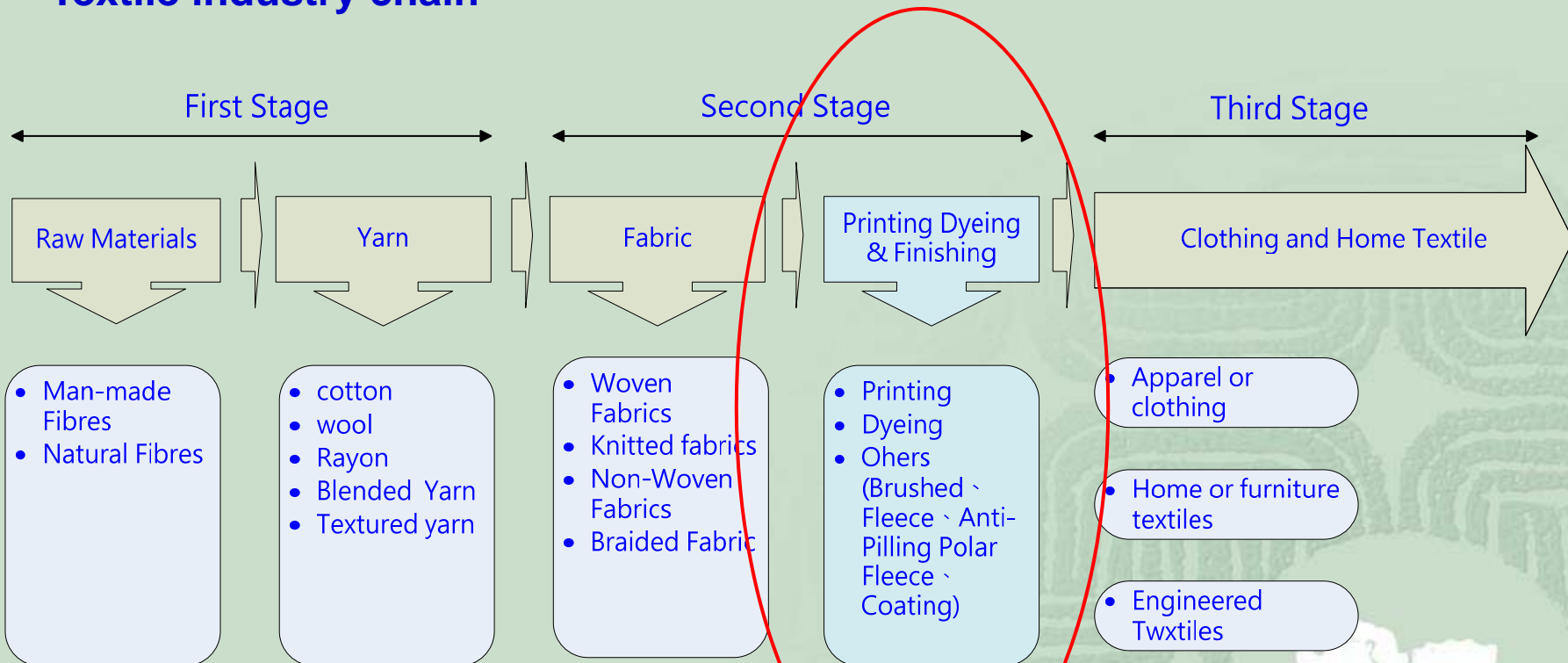
# Company Profile

## ■ Company Milestones

- 1983 Birth of Chyang Sheng Dyeing & Finishing Co., Ltd
- 1984 Commissioning of The Continuous Open-width Dyeing Range for Cellulosic Fabrics
- 1993 Commissioned Cold Pad Batch (CPB) & Air Flow Exhaust Dyeing Machines for Synthetic and Cellulosic Fabrics
- 1996 The Stocks of the Company Were Officially Listed on the Taiwan Stock Exchange ( "TWSE" )
- 1997 PROGIANT CONSTRUCTION & DEVELOPMENT CORPORATION were Established for Construction Business
- 1998 Acquired More Than 50% Shares of CHYANG SHENG VIETNAM CO., Ltd. (CSVN) for Commissioning Printing Business In Vietnam.
- 2012 Treasure Star International Corp. (TSI) were Established for International Trading Business.
- 2014 Strategically Increase CSVN & TSI' s Capitals to Alliances and Reduce Shareholding Ratios Under 50%. CSVN & TSI were No Longer Incorporated into Consolidated Statements.
- 2017 Accquired the Swiss Bluesign@ technology certification, become the System Partner of the Bluesign Organization.
- 2018 Application for the implementation of the Science and Technology Research and Development Project of the Ministry of Economic Affairs - "Woven Synthetic Fabrics Wisdom & Optimization Production Project"

# Industry Overview

## Textile industry chain



# Main Products

- ◆ Production line and processing product classification

  - Production line and processing product classification

  - Continuous dye: Cotton, Linen, T/C & T/R blended

  - Filament-fabric batch dye: Polyester, Nylon & other synthetic fibers

  - Cold bath dye for interweave fabrics: Spun & filament interwoven fabrics

- ◆ Specialist

  - CPB, fibrillation, weight reduction, moss/peach skin,  
mite repellent, flame retardant, oil/water repellent,  
soil-release, wicking, easy-care/wrinkle-free, fatigue-look,  
brushing, sanding, suede finishing...





# Main Products

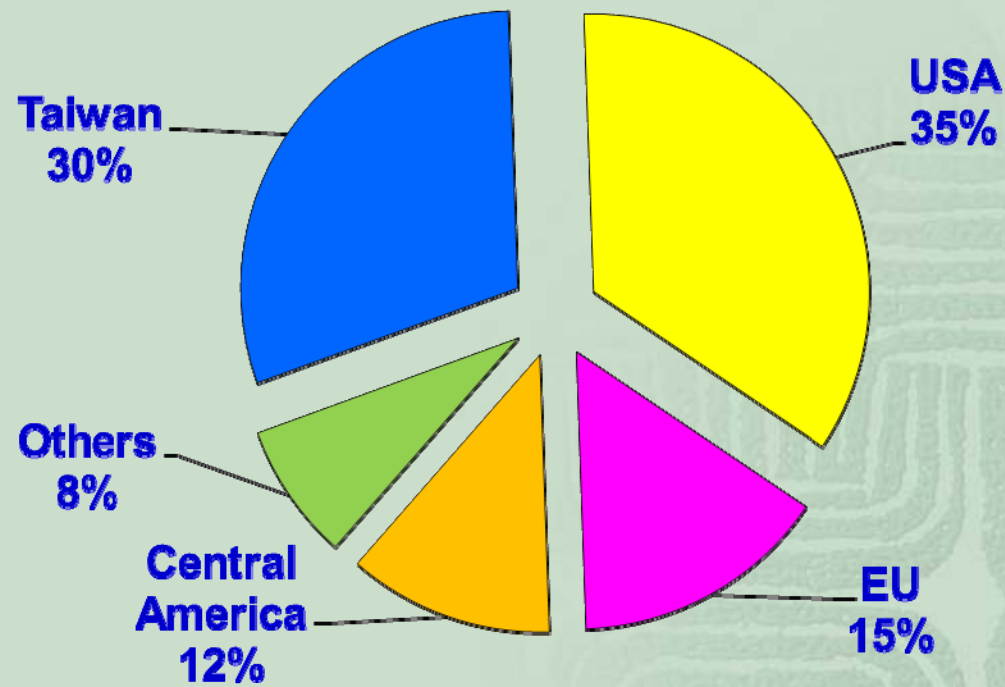
## ◆ Functional finishing

- ✓ Wicking & Sanitation
- ✓ Antibacterial, deodorant & UV-cut compound functional finishing
- ✓ Anti-mosquito, aromatic & moisturizing skin care by microcapsules finishing
- ✓ Introduction and Application of Nanometer Processing Aid
- ✓ C6 environment-friendly water-repellent / oil-repellent finishing
- ✓ Fluoride-free water-repellent finishing



# Key Markets

- Geographical information



# Financial Results

## Consolidated Statements of Comprehensive Income

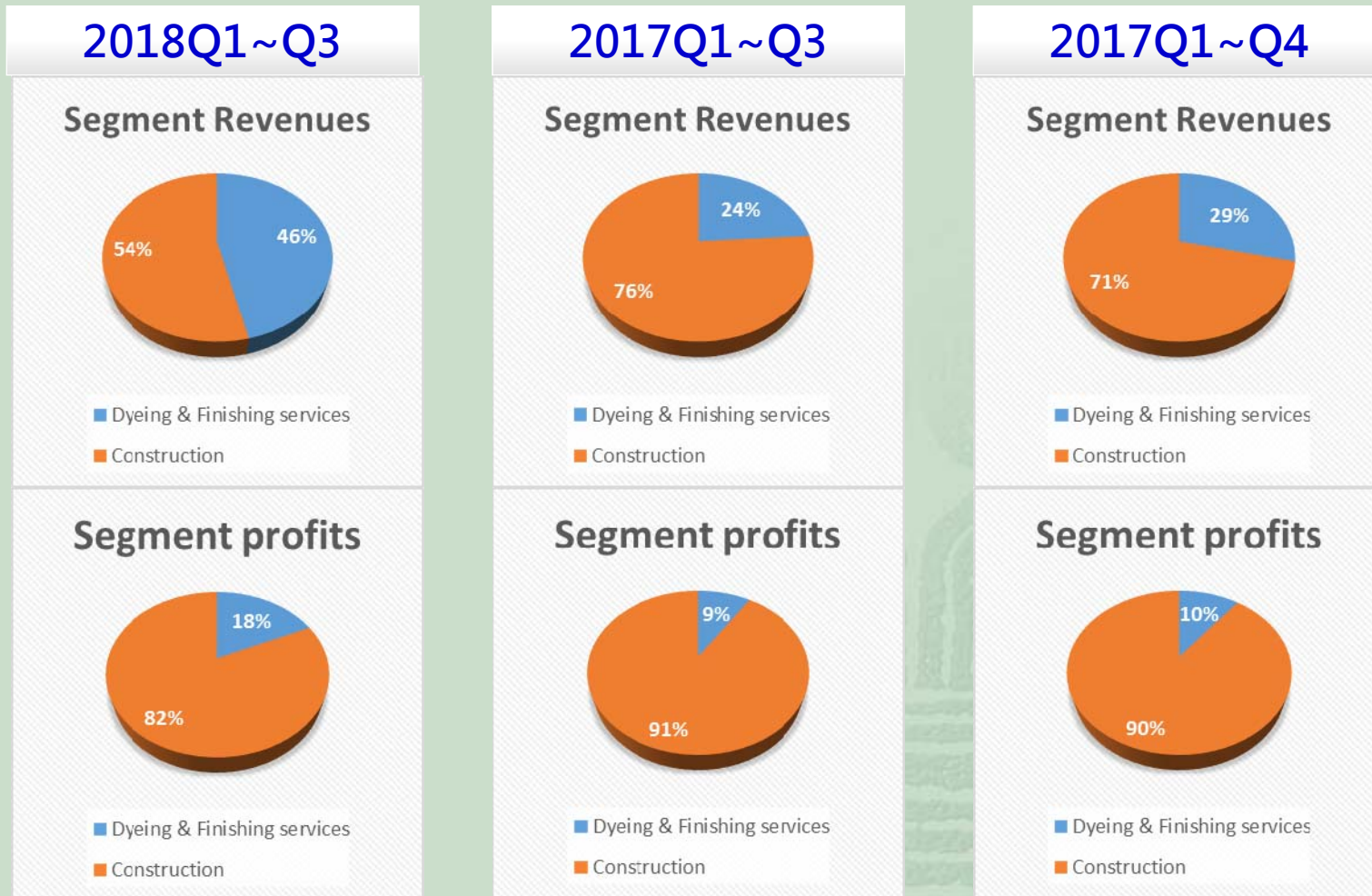
Unit : NTD Thousand

	2018Q1-Q3	2018Q1-Q2	2017Q1-Q3	QoQ	YoY
Sales Revenue	804,514	610,344	1,611,239	32%	-50%
Gross Margin	38%	40%	51%	1%	-13%
Operating Expenses	100,399	73,421	191,336	37%	-48%
Operating Margin	25%	28%	38%	-3%	-13%
Non-operating incomes	74,798	44,132	83,799	69%	-11%
Net Income	271,703	211,027	683,051	29%	-60%
Net Margin	34%	35%	42%	1%	-9%
EPS	1.42	1.09	3.48	30%	-59%



# Financial Results

Segment information - Revenue and Profit in %



# Financial Results

## Performance - Major Financial Indices

Item	2015	2016	2017	2018Q1~Q3
<b>Debt ratios</b>				
Liabilities ratio ( % )	42.48	27.49	10.83	11.01
Profit after income tax(NTD thousands)	82,405	639,529	571,379	233,374
<b>Liquidity ratios</b>				
Current ratio ( % )	177.43	277.12	832.57	776.95
Acid-test ratio ( % )	84.94	188.10	689.35	694.54
<b>Profitability ratios</b>				
ROA ( % )	2.50	21.16	16.86	9.42
ROE ( % )	4.04	32.47	21.05	10.57
Profit margin ( % )	16.17	36.32	33.21	33.77
EPS(NTD)	0.51	3.95	3.48	1.42

# Financial Results

## Latest-4-Years Dividends



Year	2014	2015	2016	2017	2018Q1~Q3
Net Income	102,311	82,405	639,529	571,379	233,374
EPS	0.63	0.51	3.95	3.5	1.42
Dividends	0.53	0.70	3.30	3.00	-
Book Value per Share	11.94	12.06	15.16	15.34	13.80

**THANK YOU FOR YOUR ATTENTION**

