



強盛染整股份有限公司

CHYANG SHENG DYEING & FINISHING CO., LTD

2021 Investor Conference

2021.12.17.
1463 (TWSE)

SAFE HARBOR NOTICE

- THIS PRESENTATION IS PREPARED BY CHYANG SHENG DYEING & FINISHING CO., LTD (THE “COMPANY”) AND IS SOLELY FOR THE PURPOSE OF CORPORATE COMMUNICATION AND GENERAL REFERENCE ONLY. THE PRESENTATION IS NOT INTENDED AS AN OFFER TO SELL, OR TO SOLICIT AN OFFER TO BUY OR FORM ANY BASIS OF INVESTMENT DECISION FOR ANY CLASS OF SECURITIES OF THE COMPANY IN ANY JURISDICTION. ALL SUCH INFORMATION SHOULD NOT BE USED OR RELIED ON WITHOUT PROFESSIONAL ADVICE. THE PRESENTATION IS A BRIEF SUMMARY IN NATURE AND DOES NOT PURPORT TO BE A COMPLETE DESCRIPTION OF THE COMPANY, ITS BUSINESS, ITS CURRENT OR HISTORICAL OPERATING RESULTS OR ITS FUTURE PROSPECTS.
- THIS PRESENTATION IS PROVIDED WITHOUT ANY WARRANTY OR REPRESENTATION OF ANY KIND, EITHER EXPRESSED OR IMPLIED. THE COMPANY SPECIFICALLY DISCLAIMS ALL RESPONSIBILITIES IN RESPECT OF ANY USE OR RELIANCE OF ANY INFORMATION, WHETHER FINANCIAL OR OTHERWISE, CONTAINED IN THIS PRESENTATION. NEITHER THIS PRESENTATION NOR ANY OF ITS CONTENTS MAY BE REPRODUCED TO A THIRD PARTY WITHOUT THE PRIOR WRITTEN CONSENT OF THE COMPANY.

AGENDA

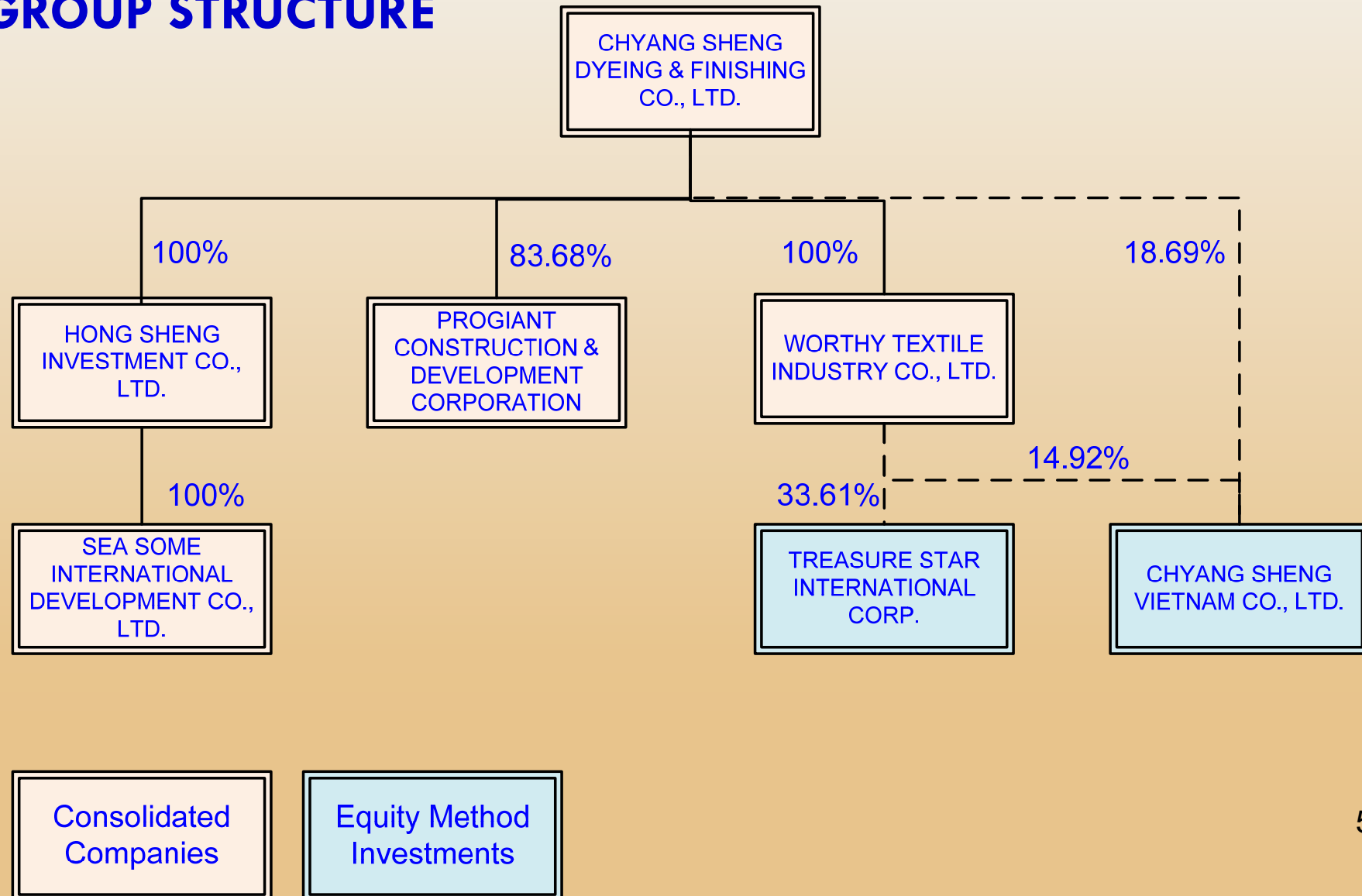
- ❑ COMPANY PROFILE
- ❑ INDUSTRY OVERVIEW
- ❑ MAIN PRODUCTS
- ❑ FINANCIAL RESULTS

COMPANY PROFILE

- COMPANY NAME CHYANG SHENG DYEING & FINISHING CO., LTD
- ESTABLISHMENT 1983.10
- CAPITAL NTD 1.73 BILLIONS
- PAYROLL 200
- CHAIRMAN MR. CHEN JEN FA
- PRESIDENT MR. LU FONG FU
- IPO LISTED IN TWSE , 1996 (1463.TW)
- PRODUCTS COMMISSION DYEING & FINISHING OF FULL-RANGE WOVEN CELLULOSIC & SYNTHETIC FABRICS

COMPANY PROFILE

- GROUP STRUCTURE



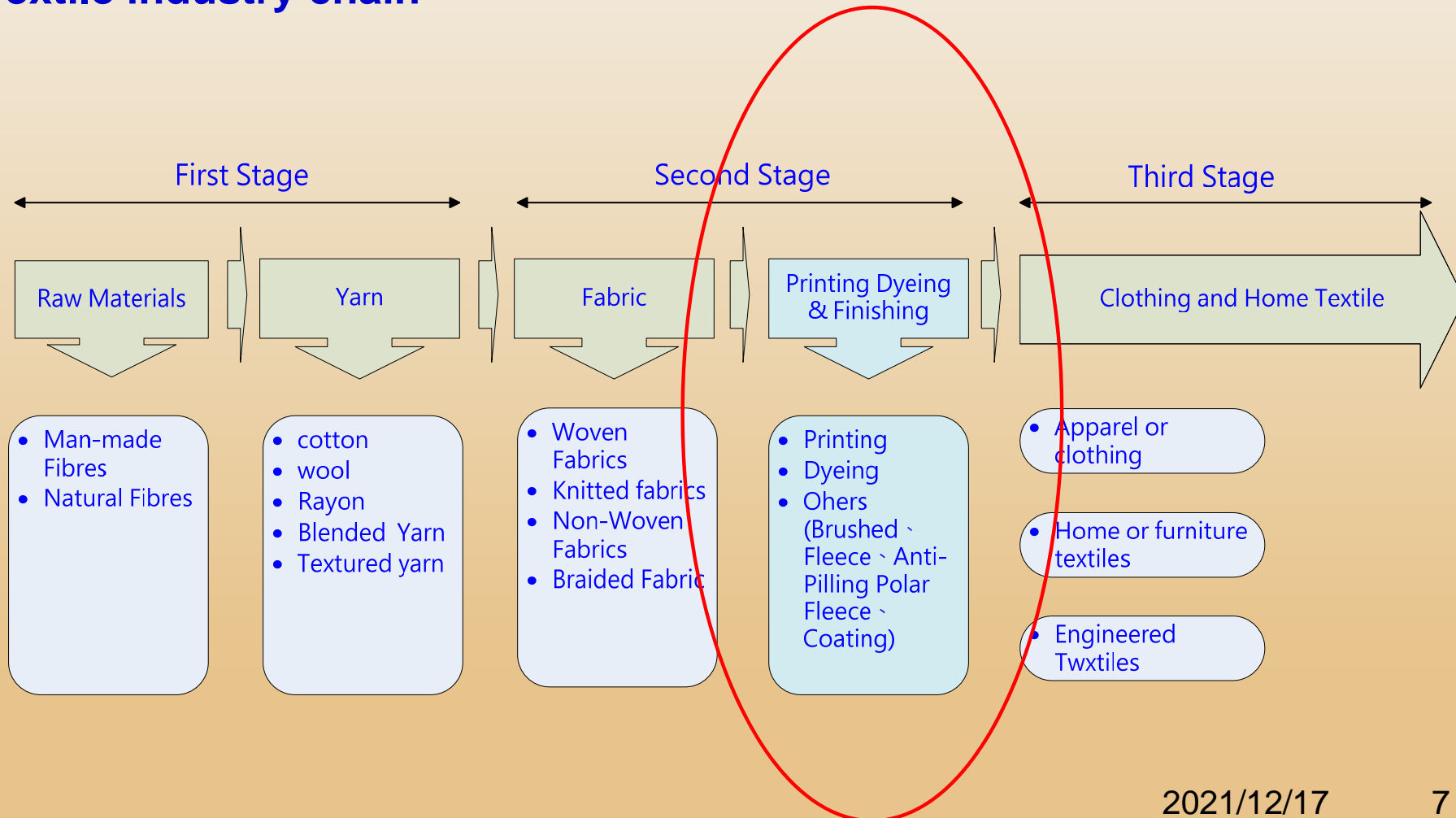
COMPANY PROFILE

- **COMPANY MILESTONES**

- 1983 BIRTH OF CHYANG SHENG DYEING & FINISHING CO., LTD
- 1984 COMMISSIONING OF THE CONTINUOUS OPEN-WIDTH DYEING RANGE FOR CELLULOSIC FABRICS
- 1993 COMMISSIONED COLD PAD BATCH (CPB) & AIR FLOW EXHAUST DYEING MACHINES FOR SYNTHETIC AND CELLULOSIC FABRICS
- 1996 THE STOCKS OF THE COMPANY WERE OFFICIALLY LISTED ON THE TAIWAN STOCK EXCHANGE ("TWSE")
- 1997 PROGiant CONSTRUCTION & DEVELOPMENT CORPORATION WERE ESTABLISHED FOR CONSTRUCTION BUSINESS
- 1998 ACQUIRED MORE THAN 50% SHARES OF CHYANG SHENG VIETNAM CO., LTD. (CSVN) FOR COMMISSIONING PRINTING BUSINESS IN VIETNAM.
- 2012 TREASURE STAR INTERNATIONAL CORP. (TSI) WERE ESTABLISHED FOR INTERNATIONAL TRADING BUSINESS.
- 2014 STRATEGICALLY INCREASE CSVN & TSI' S CAPITALS TO ALLIANCES AND REDUCE SHAREHOLDING RATIOS UNDER 50%. CSVN & TSI WERE NO LONGER INCORPORATED INTO CONSOLIDATED STATEMENTS.
- 2017 ACQUIRED THE SWISS BLUESIGN® TECHNOLOGY CERTIFICATION, BECOME THE SYSTEM PARTNER OF THE BLUESIGN ORGANIZATION.
- 2019 ACCOMPLISHED THE SCIENCE AND TECHNOLOGY RESEARCH AND DEVELOPMENT PROJECT OF THE MINISTRY OF ECONOMIC AFFAIRS - "WOVEN SYNTHETIC FABRICS WISDOM & OPTIMIZATION PRODUCTION PROJECT "
- 2020 COMPLETE THE NEW ENERGY SYSTEM, REPLACE COAL-FIRED BOILERS WITH MEDIUM-PRESSURE STEAM, MOVE TOWARDS THE GOAL OF SUSTAINABLE ENVIRONMENTAL PROTECTION, ENERGY CONSERVATION AND REDUCES CO₂ EMISSIONS, AND ACTUALLY IMPLEMENT CSR.

INDUSTRY OVERVIEW

Textile industry chain



MAIN PRODUCTS

◆ PRODUCTION LINE AND PROCESSING PRODUCT CLASSIFICATION

PRODUCTION LINE AND PROCESSING PRODUCT CLASSIFICATION

CONTINUOUS DYE: COTTON, LINEN, T/C & T/R BLENDED

FILAMENT-FABRIC BATCH DYE: POLYESTER, NYLON & OTHER SYNTHETIC FIBERS

COLD BATH DYE FOR INTERWEAVE FABRICS: SPUN & FILAMENT INTERWOVEN FABRICS

◆ SPECIALIST

CPB, FIBRILLATION, WEIGHT REDUCTION, MOSS/PEACH SKIN,

MITE REPEPELLENT, FLAME RETARDANT, OIL/WATER REPELLENT,

SOIL-RELEASE, WICKING, EASY-CARE/WRINKLE-FREE, FATIGUE-LOOK,

BRUSHING, SANDING, SUEDE FINISHING...

MAIN PRODUCTS (BY MATERIALS)

(Staple)

- Cotton 100%、Linen 100%、T/C、T/R、TENCEL ...

(Fillament)

- Polyester 100%、Nylon 100%、N*T、PBT、PTT ...

(Cross Weaved)

- C*N、N*C、C*T、T*C、R*T、R*L

- N*T*CD

(Conjugate yarn)

(Micro Fiber)

(One-Way, Two-Way Stretch)

Environmentally friendly materials

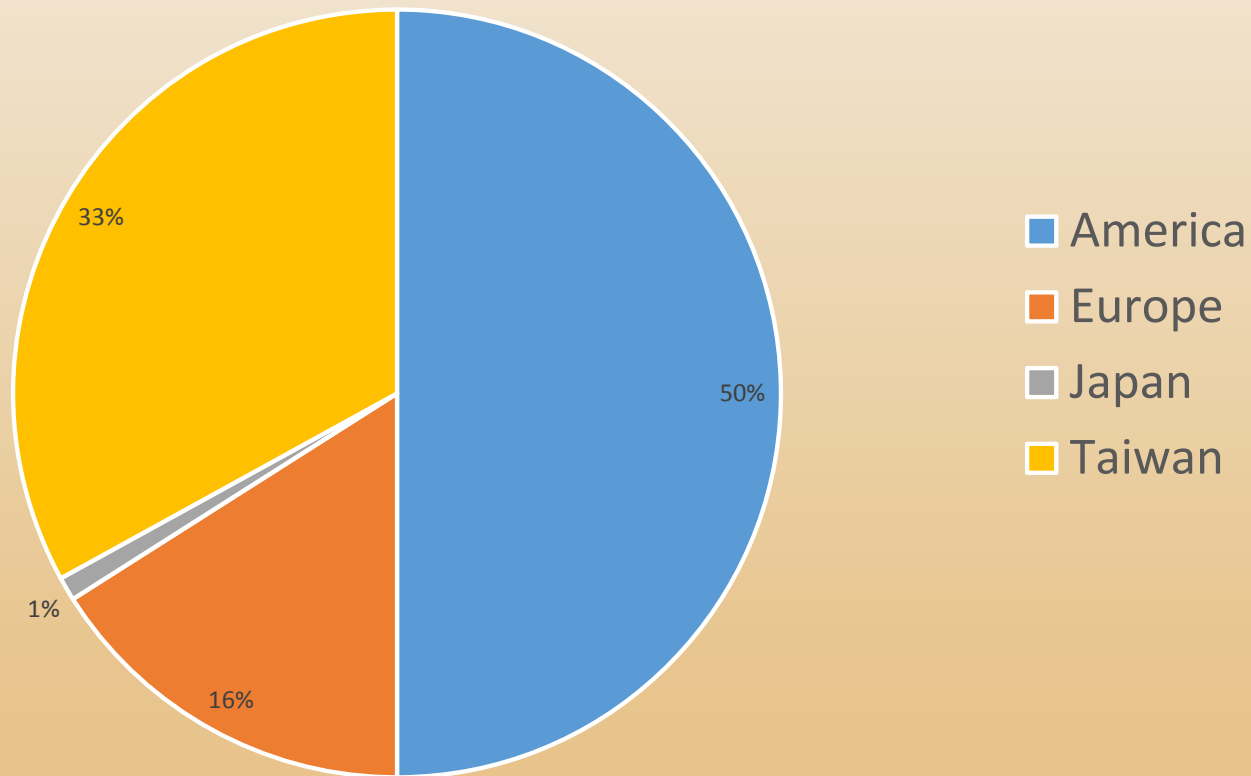
MAIN PRODUCTS (BY FUNTIONALS)

◆FUNCTIONAL FINISHING

- ✓ WICKING & SANITATION
- ✓ ANTIBACTERIAL, DEODORANT & UV-CUT COMPOUND FUNCTIONAL FINISHING
- ✓ ANTI-MOSQUITO, AROMATIC & MOISTURIZING SKIN CARE BY MICROCAPSULES FINISHING
- ✓ INTRODUCTION AND APPLICATION OF NANOMETER PROCESSING AID
- ✓ C6 ENVIRONMENT-FRIENDLY WATER-REPELLENT / OIL-REPELLENT FINISHING
- ✓ FLUORIDE-FREE WATER-REPELLENT FINISHING

KEY MARKETS

- GEOGRAPHICAL INFORMATION



FINANCIAL RESULTS

Consolidated Statements of Comprehensive Income

Unit : NTD Thousand

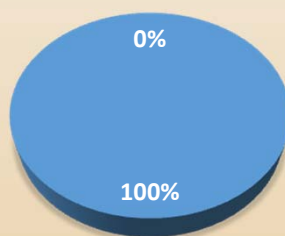
	2021Q1-Q3	2020Q1-Q3	YoY	2021Q3	2021Q2	QoQ
Sales Revenue	322,339	350,471	-8%	100,662	114,729	-12%
Gross Margin	21%	20%	2%	10%	-5%	15%
Operating Expenses	53,101	64,679	-18%	15,835	17,700	-11%
Operating Margin	-1%	1%	-2%	-12%	5%	-17%
Non-operating incomes	50,141	36,898	36%	10,817	4,145	161%
Net Income	33,700	34,765	-3%	(934)	3,530	-126%
Net Margin	10%	10%	1%	-1%	3%	-4%
EPS	0.20	0.17	18%	(0.02)	0.02	-200%

FINANCIAL RESULTS

Segment information - Revenue and Profit in %

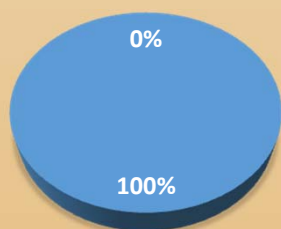
2021Q1~Q3

Segment Revenues



■ Dyeing & Finishing services
■ Construction

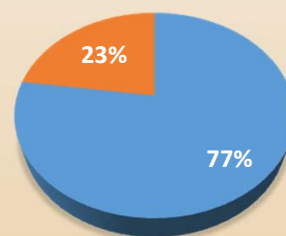
Segment profits



■ Dyeing & Finishing services
■ Construction

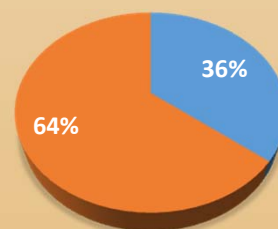
2020Q1~Q3

Segment Revenues



■ Dyeing & Finishing services
■ Construction

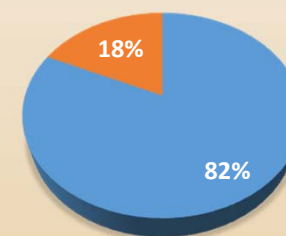
Segment profits



■ Dyeing & Finishing services
■ Construction

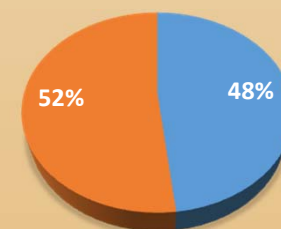
2020

Segment Revenues



■ Dyeing & Finishing services
■ Construction

Segment profits



■ Dyeing & Finishing services
■ Construction

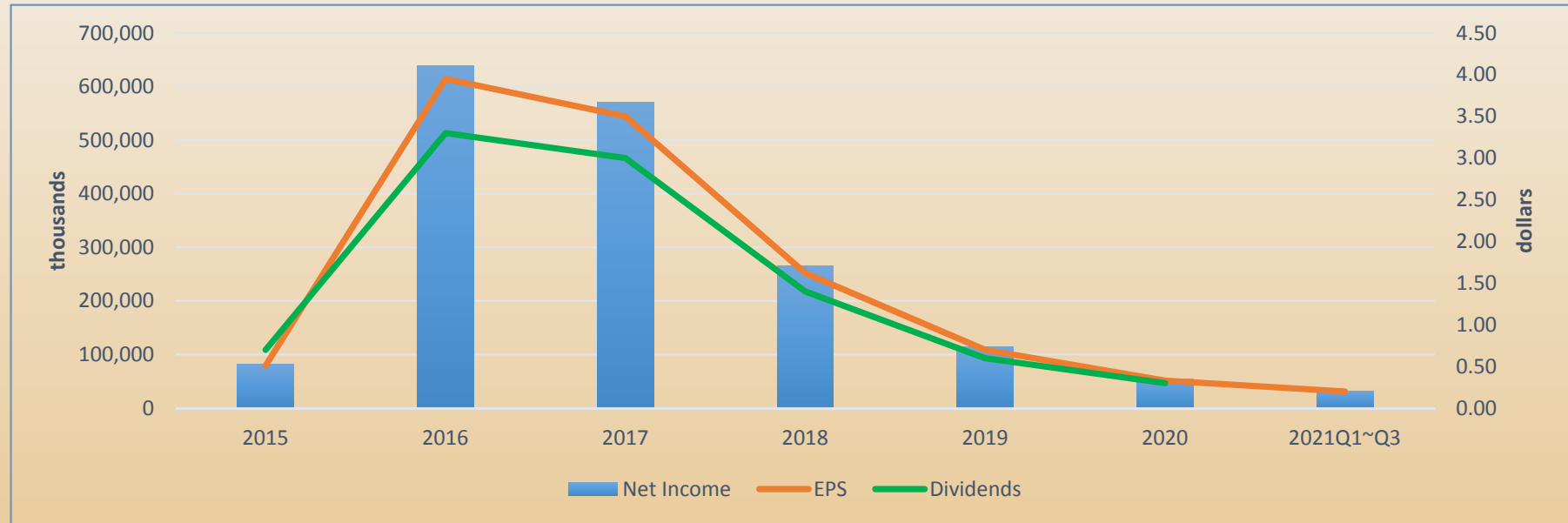
FINANCIAL RESULTS

Performance - Major Financial Indices

Item	2017	2018	2019	2020	2021Q1~Q3
Detbt ratios					
Liabilities ratio (%)	10.83	10.05	9.78	14.67	13.65
Profit after income tax(NTD thousands)	571,379	265,943	114,625	53,906	32,292
Liquuidity ratios					
Current ratio (%)	832.57	899.48	999.43	517.12	393.12
Acid-test ratio (%)	689.35	810.81	867.43	442.92	317.37
Profitability ratios					
ROA (%)	20.19	10.65	4.61	2.37	1.25
ROE (%)	25.22	11.90	5.12	2.68	1.44
Profit margin (%)	39.78	31.66	21.91	13.84	10.02
EPS(NTD)	3.5	1.62	0.7	0.33	0.2

FINANCIAL RESULTS

Latest-5-Years Dividends



Year	2015	2016	2017	2018	2019	2020	2021Q1~Q3
Net Income	82,405	639,529	571,379	265,943	114,625	53,906	32,292
EPS	0.51	3.95	3.50	1.62	0.70	0.33	0.20
Dividends	0.70	3.30	3.00	1.40	0.60	0.30	-
Book Value per Share	12.06	15.16	15.34	14.04	13.43	13.05	13.00

THANK YOU FOR YOUR ATTENTION

